

Allengers

Passion for excellence

DISTRIBUTED BY

EURONOXTM
EURONOX MEDICAL GROUP

Digiscan Compact

New Compact C-Arm
with Dynamic Flat Panel
Detector (FPD)

True **Digital Technology** Empowered With
State Of The Art **Image Processing**
For Outstanding **Image Quality**

7th
GENERATION
HF C-Arm

35 Years of
Serving
Healthcare



Quality, System and Safety Certifications



Allengers
HF 59 PLUS

ABOUT US

Allengers since 1987, is revolutionizing the medical world with its offering of a wide range of high quality, cost effective state of art technology medical equipment from its headquarters at Chandigarh.

Thanks to the trust and confidence of our valued customers, Allengers has emerged as a fine, world class company and a major force to reckon with in the medical equipment field.

MANUFACTURING UNITS

One of the India's largest manufacturing facilities of medical devices - Spread over an area of 100,000 Sq. Mtrs.

GLOBAL PRESENCE

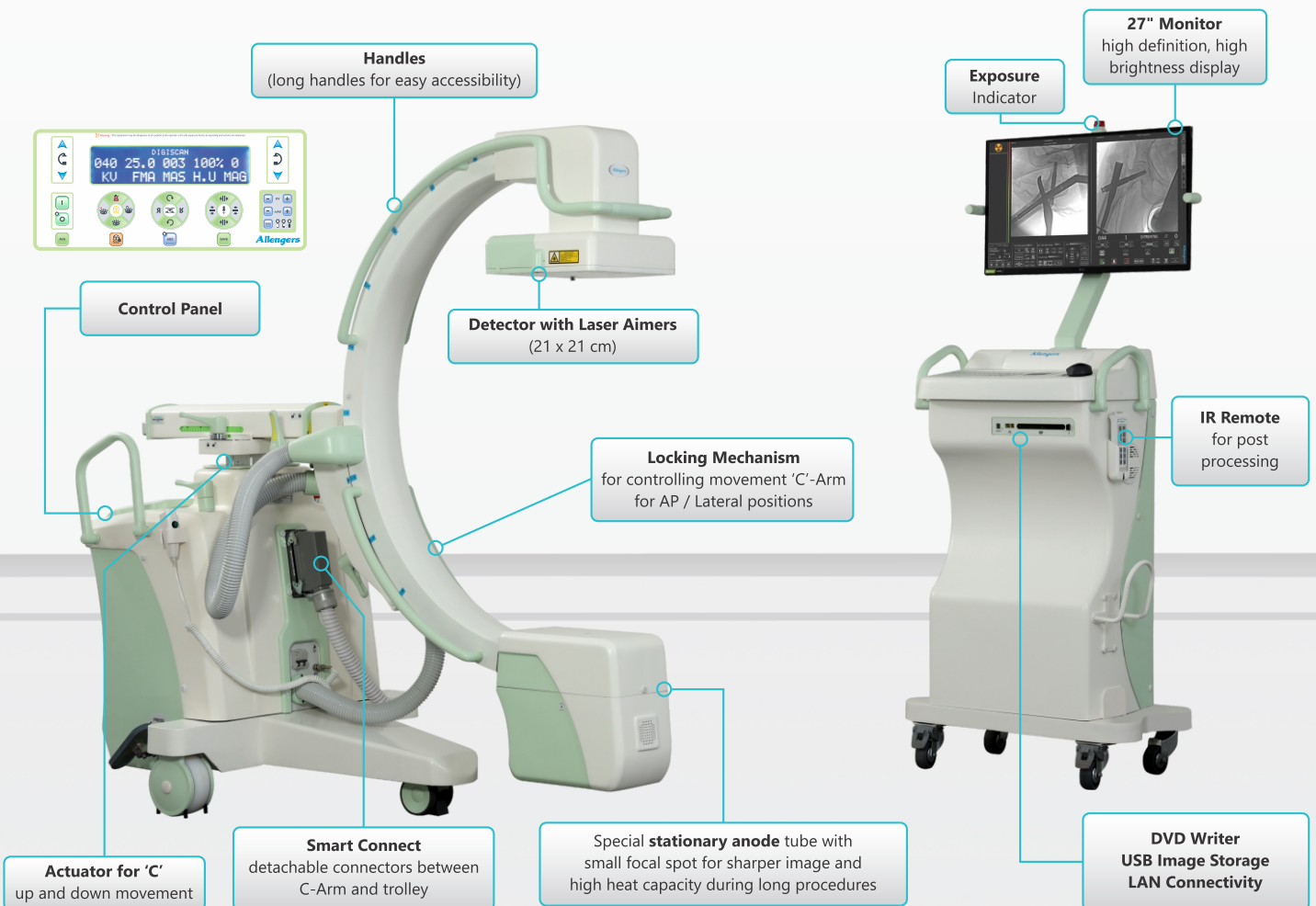
Presently, being exported to more than 100 countries in the continents of Africa, Asia, South America, Europe, Middle East and CIS.

DOMESTIC PRESENCE

26 branches with direct sales and services operations
44 Exclusive and non-exclusive Channel Partners

DIGISCAN COMPACT

Allengers introduces indigenously developed high frequency compact C-Arm with the Dynamic Flat Panel Detector (FPD) which gives results in few seconds with excellent image quality. Easy to operate makes it best in the segment.



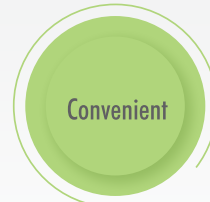
FEATURES



Pulsed
fluoroscopy



With the help of
laser centering



One click
procedure selection



- 1 Ultra Fast Automatic Brightness Stabilization (ABS).
- 2 Metal Compensation in ABS mode.
- 3 Digital spot.
- 4 Dynamic Noise Filter (DNF).
- 5 Selectable dose level.
- 6 Dose display on monitor.
- 7 Preview collimation.
- 8 Pulsed fluoro with variable FPS upto 15.
- 9 Laser centering device.
- 10 Neuro navigation compatibility.
- 11 Heat unit display for the tube.
- 12 Online remote diagnostic facility for the software.

DIGISCAN POWERED BY SYNERGY IMAGING SOFTWARE

Synergy software empowered with :

- ▲ Best image capturing, processing, and archiving technology.
- ▲ Image Acquisition : Image processing with real-time image capturing, storage, and display in (1K x 1K) format.
- ▲ User Preference: Presets for diverse applications with customized user selectable imaging parameters.

CLINICAL IMAGES

Dedicated to provide excellence in imaging during special procedures in :

Orthopedics

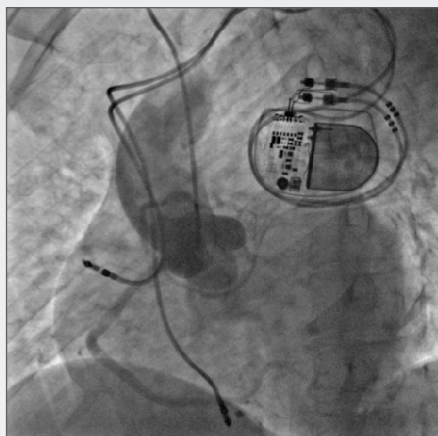
Spine / Neuro Surgery

Urology

Cardiology

Gastroenterology

Pain Management



Pacemaker Implantation



Tibia Nailing



Pedicle Screw Fixation



ERCP Procedure



Pedicle Screw Fixation
(with Metal Compensation Feature)



PCNL

FPD



21 cm x 21 cm

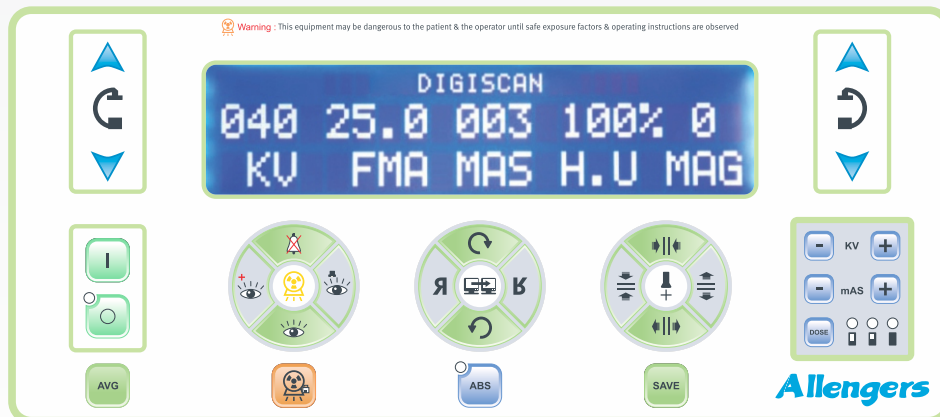
Removable Grid

Compact Detector Captures Larger Field of View

In addition to yielding a larger field of view, placing the detector closer to the patient minimizes magnification, provides more detail, and results in less skin dose.



C-ARM CONTROL PANEL



Embedded in C-Arm Control

MAJOR TECHNICAL SPECIFICATIONS*

Model	HF 59 PLUS
Series	Digiscan Compact
Power Output	3.5 KW
Detector Size	21 cm x 21 cm
X-Ray Generator	High frequency technology
X-Ray Tube	Stationary anode
Tube Head	Monoblock
X-Ray Tube Focal Spots	Dual
Exposure Modes	Pulsed fluoro, pulsed cine and digital spot
Imaging Chain	Digital 1K x 1K
Flat Panel Detector (FPD)	Amorphous Silicon (a-Si) with Cesium Iodide (CsI) conversion screen, A/D conversion : 16 bit
Acquisition Software	Synergy CR-Base
Collimator	Full parallel lead shutters with preview
Monitor	1 No. 27" monitor
Power Supply Requirement	230 V, single phase supply of 50/60 Hz frequency with line regulation of $\pm 10\%$

* These are broader specifications with highest certifications. The final product will be dispatched as per agreed terms in quotation.



ASSURE Protocols : All X-Ray based equipments involve some potential risk of radiation exposure. We, at Allengers understand your concerns. Allengers is fully committed towards radiation safety and care of its customers.

Allengers has introduced ASSURE Protocols, which is a step in the direction of delivering best possible image quality at lowest possible dose. Allengers products with ASSURE Protocols are carefully crafted to protect users and patients from unwanted leakages in the X-Ray equipment.

ASSURE version mentioned is based upon highest configurations of safety standard protocols and is configuration dependant which may vary for desired combinations.

DISTRIBUTED BY



FOR ANY ENQUIRIES CONTACT US

+44 20 3642 1175

info@euronoxmedical.com

www.euronoxmedical.com

35 Berkeley Square, Mayfair, London, W1J 5BF